



# PROVEN PERFORMER

## On-Premises Tumble Dryers

### S\*120, S\*170, S\*200

### Features

- Large cylinder
  - allows free air movement
  - short drying cycles
- Large door opening for easy loading and unloading
  - extra strong hinge
- Standard galvanized drum
  - oval drum holes preventing damage from standard drywall screws (not S\*200)
- Unique drum supporting system
  - at the rear: bearing house
- Large lint filter
  - easy removal of lint
  - efficient drying
- Radial airflow
  - drum perforations over the entire surface
  - high production
  - pulley drive system
- Reversing standard: prevents tangling of the linen
- High performance heating

- Quantum™ Gold Control
  - easy to operate, easy to program
  - flexibility of 30 programmable cycles
  - moisture sensing technology prevents overdrying, saving time and energy
- Dual Digital Control
  - easy-to-use and flexible microprocessor control
  - one touch cycle repeat, automatic extended tumble and large digital display
  - simple-to-set drying time, temperature and cool down

### Options

- Stainless steel front
- Stainless steel drum
- CARE (Combustion Auto Response Equipped)
  - A response to laundry combustion
  - helps suppress early laundry fire by constantly monitoring the temperature in the drum
  - in case of excessive temperature, linen is sprayed with water



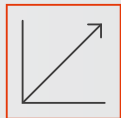
EASY OPERATION



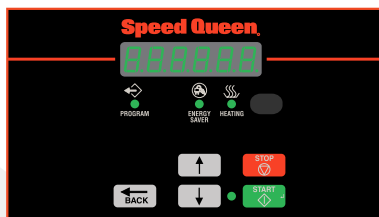
LARGE DOOR OPENING



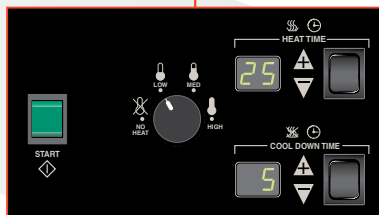
LOW ENERGY CONSUMPTION



HIGH OUTPUT



Quantum™ Gold Control



Dual Digital Control



S\*120

	S*120	S*170	S*200
<b>Drum</b>			
Capacity 20:1 kg	54	77	90
Volume l	1021	1408	1656
Cylinder diameter mm	1118	1289	1289
<b>Motor</b>			
Fan kW (non-rev/rev)	0.75	2.24	2.24
Drive kW (non-rev/rev)	0.56	0.56	0.56
<b>Programmer</b>			
Type of control	Dual Digital Control/Quantum Gold	Dual Digital Control/Quantum Gold	Dual Digital Control/Quantum Gold
<b>Cabinet</b>			
Colour	White, option stainless steel	White, option stainless steel	White, option stainless steel
Drum	Galvanized, option stainless steel	Galvanized, option stainless steel	Galvanized, option stainless steel
Dryer door handle	Black plastic	Black plastic	Black plastic
<b>Heating</b>			
Gas 50 Hz	270K BTU/hr (68,000 kcal)	395K BTU/hr (115.7 kW) (99,500 kcal)	425K BTU/hr (124.6 kW) (107,098 kcal)
Electric	n/a	n/a	n/a
Steam @ 100psi (6.9 bar)	11.7 BHP 405 K BTU/hr (118.5 kW)	18.8 BHP 648 K BTU/hr (189.7 kW)	18.8 BHP 648 K BTU/hr (189.7 kW)
Steam @ 15 psi (1.0 bar)	7.9 BHP 272 K BTU/hr (79.7 kW)	12.6 BHP 433 K BTU/hr (126.9 kW)	12.6 BHP 433 K BTU/hr (126.9 kW)
<b>Connection</b>			
Gas and Steam	Rev Amps	Rev Amps	Rev Amps
380/400-415/50/3 3W+G	(3.8)	(6.9)	8.0



	S*0120	S*170	S*200
<b>Connection</b>			
Electric			
380/50/3 3W+G	94.5		
400-415/50/3 3W+G	87.0		
Make up air supply	2323 cm <sup>2</sup>	3387 cm <sup>2</sup>	3387 cm <sup>2</sup>
Air outlet diameter mm	254	305	305
Steam inlet (NPT)	¾"	¾"	¾"
Steam Outlet (NPT)	¾"	1"	1"
Gas inlet (NPT)	1"	1"	1"
<b>Operation</b>			
Drying cycles	30	30	30
Radial drying system yes or no	Yes	Yes	Yes
<b>Power</b>			
With reversing (where available)	Standard	Standard	Standard
Motor horsepower			
Fan kW (non-rev/rev)	0.75	2.24	2.24
Motor horsepower			
Drive kW (non-rev/rev)	0.56	0.56	0.56
<b>Transport data</b>			
Gross weight kg	607	756	825
Net weight kg	578 (steam 624)	714 (steam 760)	790 (steam 820)
Dimensions H×W×D mm	2177×1178×1725	2388×1349×1749	2388×1349×1939
Packaging dimension H×W×D mm	2286×1232×1829	2515×1473×1892	2515×1413×2019
Volume m <sup>3</sup>	5.2	7.0	7.2
<b>Agency approvals</b>			
Australian gas approval	Yes	Yes	Yes
CE approval	Yes	Yes	Yes



	A	B	C	D	E	F	G	H
<b>S*120</b>	797	826	1242	1268	1725	1153	1178	2177
<b>S*170</b>	860	826	1289	1314	1749	1324	1349	2388
<b>S*200</b>	815	904	1473	1505	1939	1324	1349	2388
					depth		width	height

All measurements are in mm.

